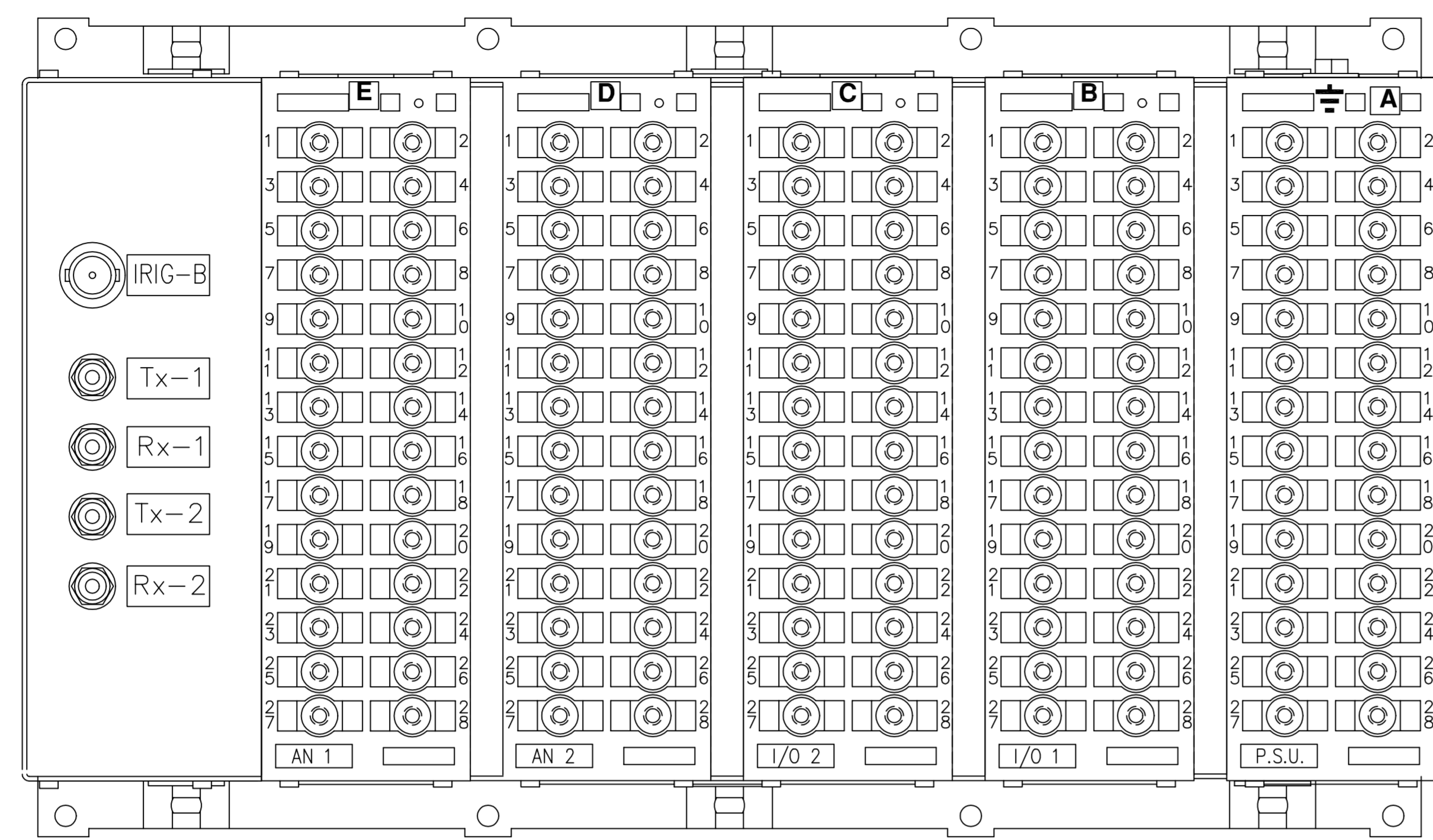
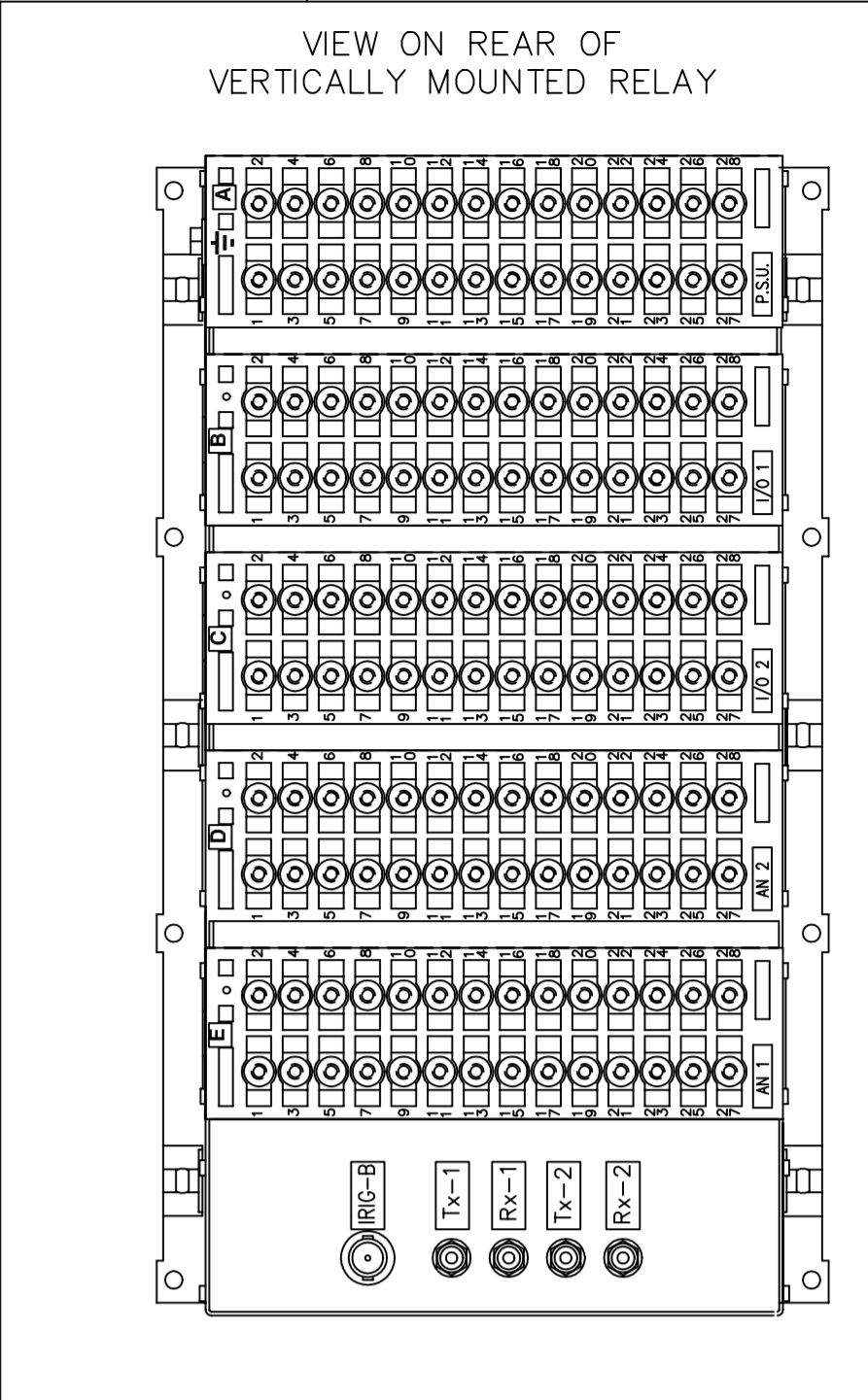


IF IN DOUBT ASK
DO NOT SCALE



RELAY VIEWED FROM REAR



NOTES

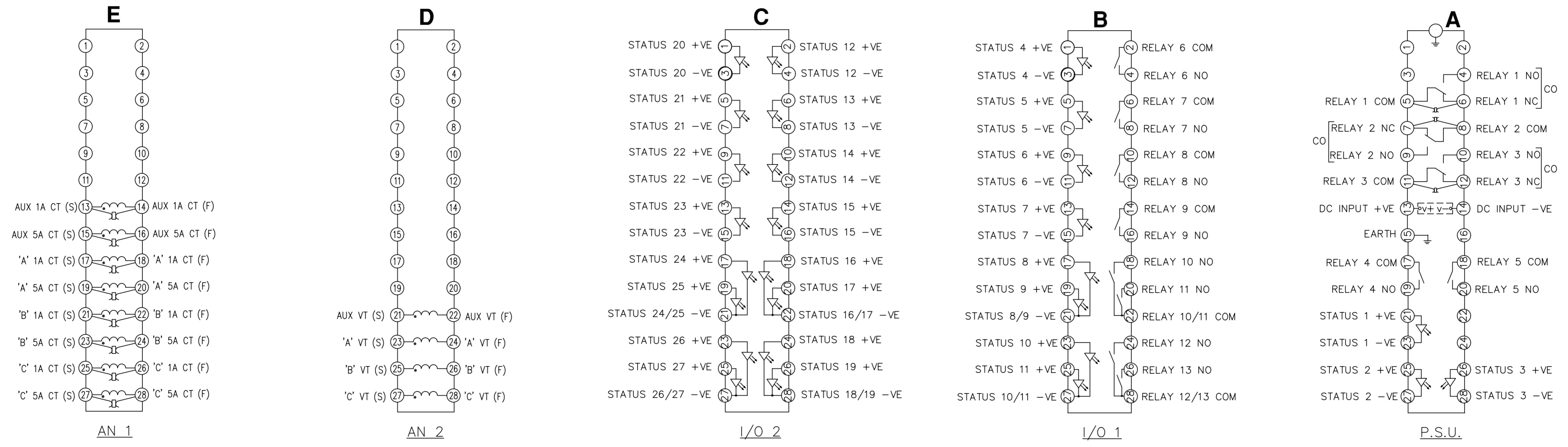
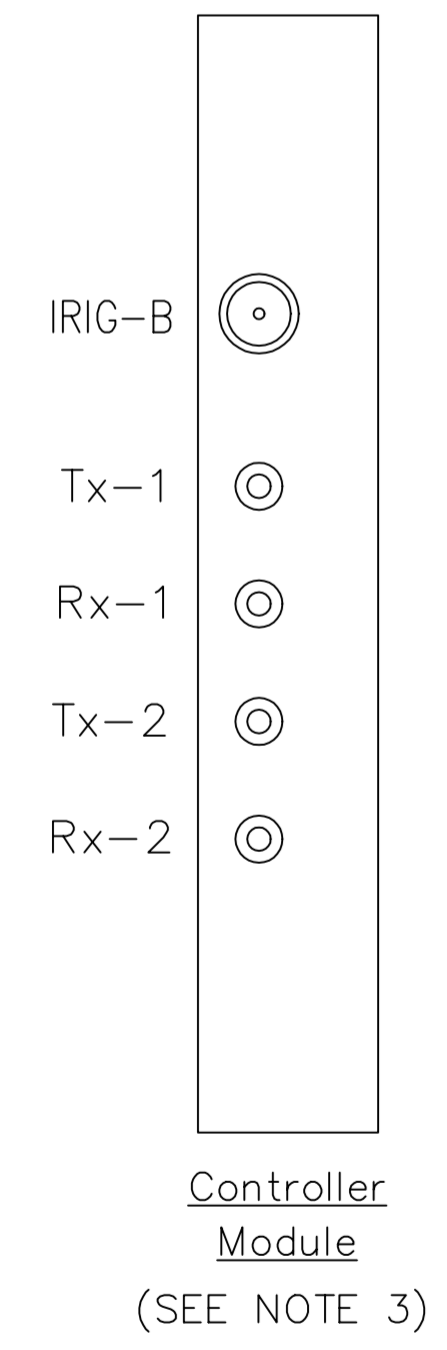
1 TERMINALS RECOMMENDED ARE PRE INSULATED & MUST BE CRIMPED USING APPROVED TOOLING. AMP PIDG OR PLASTI GRIP FUNNEL ENTRY (RING TONGUE) FOR M4 FIXING STUD.

SUPPLIER	AMP	CABLE SIZE
AMP	342103	0.25-1.6 SQ MM
AMP	342143	1.0-2.6 SQ MM.

OR ANY OTHER MANUFACTURERS EQUIVALENT TERMINAL.

2 FOR OUTLINE & DRILLING DRG SEE 2995X10012 (A4).

3 IRIG-B & FIBRE OPTIC CONNECTORS MUST BE DISCONNECTED & FIXING NUTS REMOVED BEFORE WITHDRAWING CONTROLLER MODULE.



MODULE LABEL KEY

ANALOGUE MODULE	AN 1 etc
INPUT/OUTPUT MODULE	I/O 1 etc
P.S.U. & BASIC I/O MODULE	P.S.U.

ABBREVIATIONS

CT	-CURRENT INPUTS
VT	-VOLTAGE INPUTS
SI	-STATUS INPUTS
CO	-CHANGE OVER OUTPUT CONTACTS
NO	-NORMALLY OPEN OUTPUT CONTACTS
NC	-NORMALLY CLOSED OUTPUT CONTACTS

MATERIAL:

Dimensions in millimetres ; Surface texture in micrometres.
Machine where marked ✓
For explanation of dimensions, tolerances, notes etc. see B.S.308.
Limit on untoleranced unmachined dimensions ±
Limits on untoleranced machined dimensions to B.S.4500;
i.e. up to 6±0.1; over 30 to 120±0.3; over 315±0.8;
over 6 to 30±0.2; over 120 to 315±0.5;
General unmachined angular tolerance ±

Finish:	Title:	First used on:
Treatment:	TERMINAL I.D. & WIRING FOR IOTA 300 SERIES RELAY (4CT,4VT,27SI,3CO,10NO) E12 CASE.	Similar Articles:
	VATECH REYROLLE AUTOMATION, CONTROL & PROTECTION	Supersedes:
	Original Scale: NTS	Original Drg. No. 2761W11012
DRAWN MMATHER	CHECKED RDW	APPROVED RD.WATSON
DATE 26/9/03	IE	OPS
PCP	Purch.Spec. TQ	EAC
CE	STD	A1

NOT SUBJECT TO UPDATE
ONCE COPIED / PRINTED
OR DOWNLOADED